

BLUE 1 ! DEF FN	RED 2 @ FN	MAGENTA 3 # LINE	GREEN 4 \$ OPEN#	CYAN 5 % CLOSE#	YELLOW 6 & MOVE	WHITE 7 ' ERASE	8 (POINT	9) CAT
BLACK 0 - FORMAT	SIN Q <= PLOT ASN	COS W <> DRAW ACS	TAN E >= REM ATN	INT R < RUN VERIFY	RND T > RAND MERGE	STRS Y AND RETURN	CHRS U OR IF	CODE I AT INPUT IN
PEEK O ; POKE OUT	TAB P " PRINT	READ A STOP NEW	RESTORE S NOT SAVE	DATA D STEP DIM	SGN F TO FOR	ABS G THEN GOTO	SQR H ↑ GOSUB CIRCLE	VAL J - LOAD VAL\$
LEN K + LIST SCREENS	USR L = LET ATTR	LN Z : COPY BEEP	EXP X £ CLEAR INK	LPRINT C ? CONT PAPER	LLIST V / CLS FLASH	BIN B * BORDER BRIGHT	INKEYS N ' NEXT OVER	PI M . PAUSE INVERSE
CAPS SHIFT		CAPS SHIFT		SYMBOL SHIFT		SYMBOL SHIFT		↵

BREAK		EDIT	TRUE VIDEO	INV. VIDEO	F5 (NMI)	GRAPH	EXTRA	
CAPS LOCK	DELETE ←		←	↓	→	↑	+	
FIRE	FIRE	←	↓	→	↑	SWITCH VIDEO		
:	\$	=	;	"	()	,	.
/	/	*	-	.	↵			

		0	[Rainbow Bar]					
			ZX S	ZX S			[Rainbow Bar]	
1	2	3	4	5	6	7	8	9
BREAK	EDIT	TRUE VIDEO	INV. VIDEO	F5 (NMI)	GRAPH	EXTRA		
CAPS LOCK	DELETE ←		←	↓	→	↑		

NMI: SYM + FIRE + F5
RESET: SYM + FIRE + ←
MASTER RESET: SYM + FIRE + DELETE

[Mute] [Speaker -] [Speaker +] [Refresh]

EAR SD Card Power Tarjeta SD Alimentación JTAG }
 Video MIC VGA RGB

ZX-UNO

[Colorful Bar]

UN-XZ

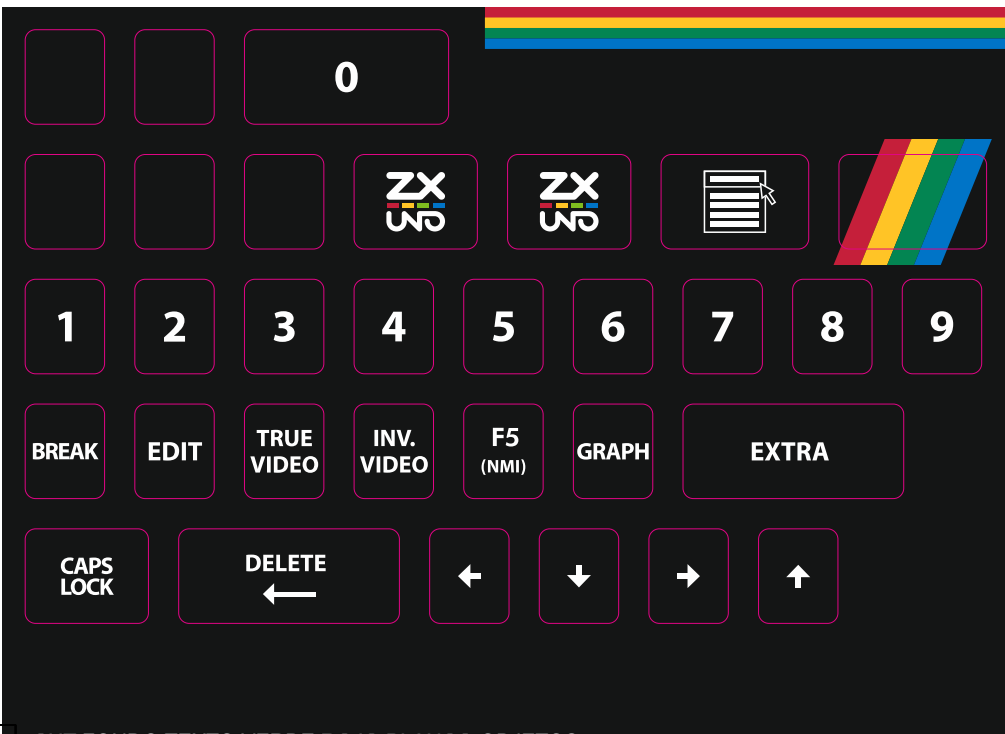
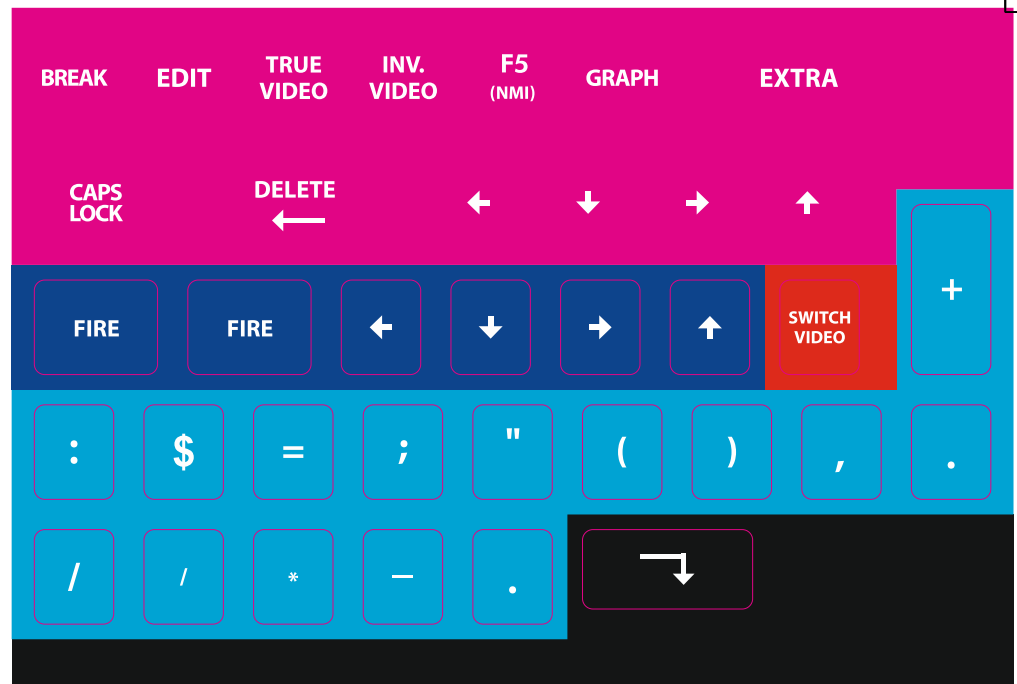
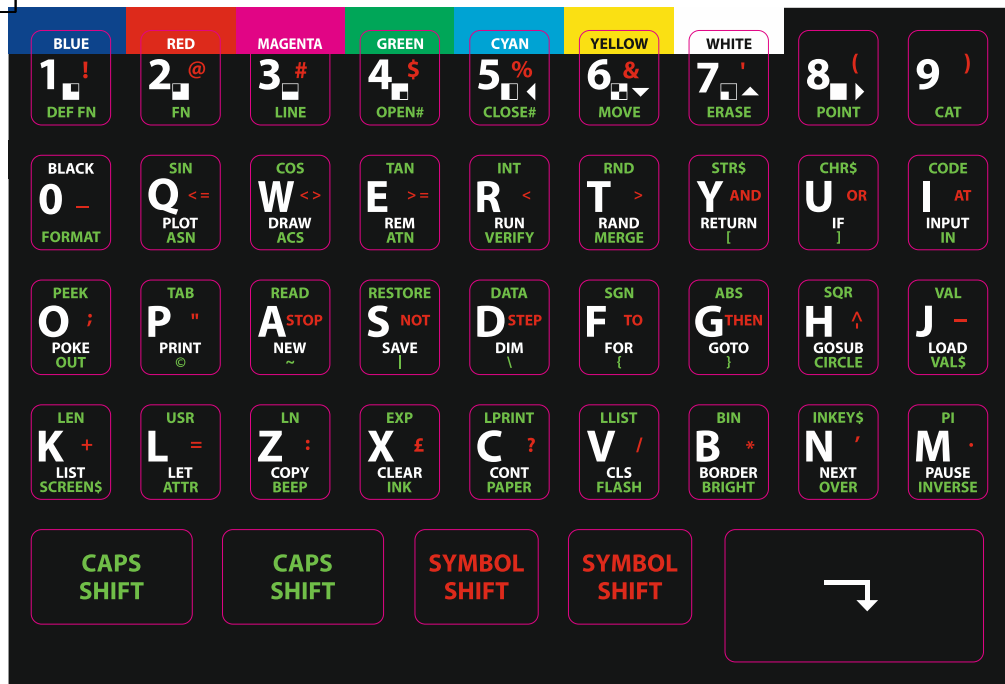
[Colorful Bar]

SD Card Auriculares
 Expansion Tarjeta SD
 Expansión Keyboard
 Alimentación Power
 Palanca de Juego Vídeo Micrófono Teclado Joystick

[Rainbow Bar]

CUT FONDO TEXTO VERDE ROJO BLANCO OBJETOS

ZX-UNO STICKERS 4 KEYBOARD PRODUCTION-AV LAYOUT



ZX-UNO STICKERS 4 KEYBOARD PRODUCTION-AV LAYOUT